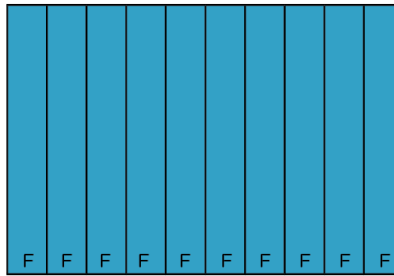
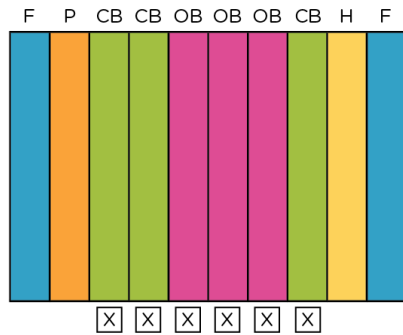


HOW TO SUPER FOR WAX PRODUCTION

1. Inspect the colony, ensuring that there are 6 frames covered in bees, counted by observing the bottom bars of the frames. This will ensure there are enough bees to fill both cavities after supering.

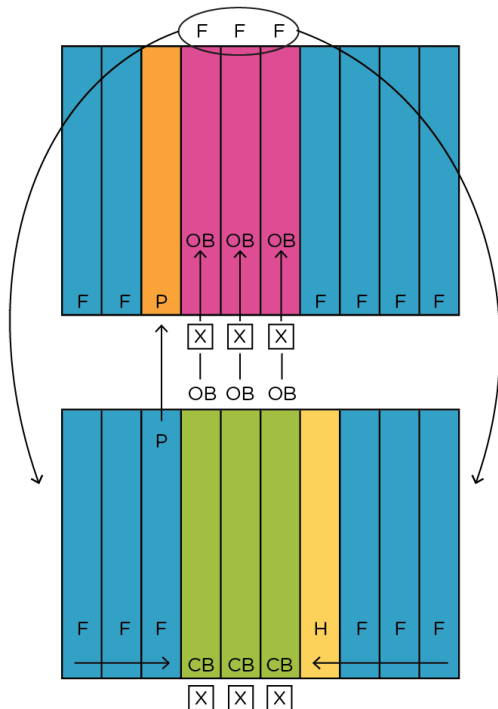


LEGEND

- Capped Brood (CB)
- Foundation (F)
- X Frames covered in bees (X)
- Honey (H)
- Open Brood (OB)
- Pollen (P)

2. Supering Rules:

1. Never break up open brood. Always ensure that open brood is kept together for heat and nutritional requirements
2. Open Brood Up. Heat rises and it decreases the risk of chilled brood
3. Consolidate capped brood directly below open brood so the cluster remains intact between chambers



3. Checkerboard the outer-frames placing at least one pollen and honey frame nearest the open brood, while the remaining foundation/less frames around the brood.

Avoid 2 new foundation/less frames side by side if possible.

